

Mackenzie Global Sustainable Dividend Index ETF

Global Equity

Compound Annualized Returns	10/31/2024
1 Month	1.1%
3 Months	5.7%
Year-to-date	23.0%
1 Year	27.8%
2 Years	13.3%
3 Years	10.1%
Since inception (Sep. 2020)	9.7%

Regional Allocation 10/31/2024

CASH & EQUIVALENTS	
Cash & Equivalents	0.4%

OVERALL	
United States	52.6%
Canada	12.8%
Switzerland	11.2%
Germany	5.7%
United Kingdom	5.2%
France	2.7%
Singapore	2.7%
Spain	1.9%
Australia	1.8%
Other**	3.0%
Total	100%

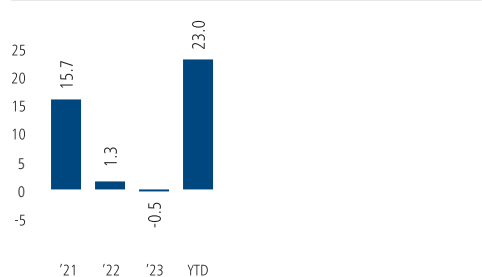
Sector Allocation 10/31/2024

Financials	29.0%
Health Care	15.4%
Utilities	13.5%
Consumer Staples	13.2%
Energy	12.7%
Industrials	6.0%
Information Technology	4.3%
Communication Services	2.6%
Materials	1.7%
Consumer Discretionary	1.2%
Cash & Equivalents	0.4%
Total	100%

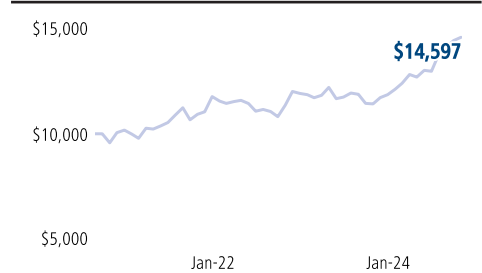
Index Provider

Solactive provides tailor-made and broad based indices across all asset classes, which are developed, calculated and distributed worldwide. Based in Frankfurt, Germany, and since its founding in 2007, Solactive has grown to be one of the market leaders in the indexing industry.

Calendar Year Returns (%) 10/31/2024



Value of \$10,000 invested 10/31/2024



Major Holdings 10/31/2024

Major Holdings Represent 39.6% of the fund

Johnson & Johnson	4.9%
Exxon Mobil Corp	4.8%
Procter & Gamble Co	4.6%
Chevron Corp	4.4%
Cisco Systems Inc	4.1%
ROCHE HOLDING AG-GENUSSCH	4.1%
NOVARTIS AG-REG	3.9%
Royal Bank of Canada	3.2%
Unilever PLC	2.8%
BLACKROCK FUNDING INC/DE	2.7%

TOTAL NUMBER OF HOLDINGS: 107

Fund Risk Measures

Fund Risk Measure is not available for funds with a history of less than three years.

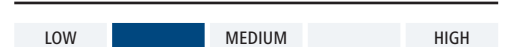
Key Fund Data 09/30/2024

Ticker:	MDVD
Total Fund Assets:	\$7.86 million
NAVPS (10/31/2024):	\$26.19
CUSIP:	554569103
Listing Date:	09/30/2020
Index:	Solactive Developed Markets Sustainable Dividend Select CAD Index
Fund Category:	Global Equity
Distribution Frequency:	Quarterly
DRIP Eligibility:	Yes
Management Fee:	0.25%
Distribution Yield:	2.03%
Price/Earnings:	17.26
Price/Book:	2.45

Why Invest in this fund?

- Provides exposure to global dividend-paying companies.
- Focus on above average dividend yields, higher quality and lower volatility relative to the market.
- Investing globally provides better diversification and more investment opportunities.

Risk Tolerance



* The Solactive Developed Markets Sustainable Dividend Select Index is a market capitalization-weighted index. The index intends to track the performance of the free-float market capitalization of listed securities with above average and stable dividend yield in global developed markets.

The Mackenzie ETFs are not sponsored, promoted, sold or supported in any other manner by Solactive nor does Solactive offer any express or implicit guarantee or assurance either with regard to the results of using the Indices, trademarks and/or the price of an Index at any time or in any other respect. The Solactive Indices are calculated and published by Solactive. Solactive uses its best efforts to ensure that the Indices are calculated correctly. Irrespective of its obligations towards the Mackenzie ETFs, Solactive has no obligation to point out errors in the Indices to third parties including but not limited to investors and/or financial intermediaries of the Mackenzie ETFs. Neither publication of the Solactive Indices by Solactive nor the licensing of the Indices or related trademark(s) for the purpose of use in connection with the Mackenzie ETFs constitutes a recommendation by Solactive to invest capital in said Mackenzie ETFs nor does it in any way represent an assurance or opinion of Solactive with regard to any investment in these Mackenzie ETFs.

** Other includes currency contracts.