

Mackenzie Ivy Foreign Equity Currency Neutral Fund Series A

Global Equity

Compound Annualized Returns[†] 10/31/2024

1 Month	-1.2%
3 Months	2.5%
Year-to-date	13.1%
1 Year	23.2%
2 Years	13.6%
3 Years	4.1%
5 Years	7.1%
10 Years	5.6%
Since inception (Aug. 2007)	5.5%

Regional Allocation 09/30/2024

CASH & EQUIVALENTS	6.4%
Cash & Equivalents	6.4%
OVERALL	
United States	58.9%
United Kingdom	11.4%
Switzerland	4.5%
Germany	4.2%
Japan	3.6%
Canada	3.5%
Spain	3.0%
Taiwan	2.1%
Netherlands	1.3%
Other	1.1%

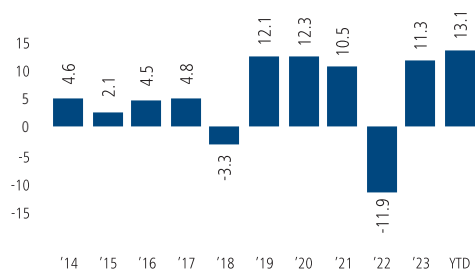
Sector Allocation 09/30/2024

Information Technology	19.6%
Financials	19.0%
Health Care	16.9%
Consumer Staples	14.4%
Consumer Discretionary	11.0%
Industrials	9.3%
Cash & Equivalents	6.4%
Communication Serv.	3.4%

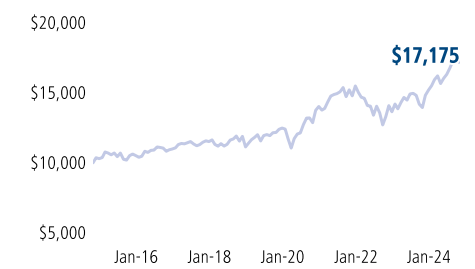
Portfolio Managers

Mackenzie Ivy Team
 Matt Moody, Hussein Sunderji, Jason Miller

Calendar Year Returns (%) 10/31/2024



Value of \$10,000 invested 10/31/2024



Major Holdings** 09/30/2024

Major Holdings Represent 31.9% of the fund

Berkshire Hathaway Inc	3.8%
Brookfield Corp	3.5%
Alphabet Inc	3.4%
Johnson & Johnson	3.2%
Danaher Corp	3.1%
Automatic Data Processing Inc	3.0%
Microsoft Corp	3.0%
Industria de Diseno Textil SA	3.0%
Compass Group PLC	2.9%
Abbott Laboratories	2.9%

TOTAL NUMBER OF EQUITY HOLDINGS: 43

Fund Risk Measures (3 year) 10/31/2024

Annual Std Dev	11.51	Beta	0.70
B'mark Annual Std Dev.	15.30	R-squared	0.88
		Sharpe Ratio	0.05
Alpha	-2.30		

Source: Mackenzie Investments

Key Fund Data

Total Fund Assets:	\$326.8 million		
NAVPS (10/31/2024):	C\$20.62		
MER (as of Mar. 2024):	A: 2.53% F: 1.06%		
Management Fee:	A: 2.00% F: 0.80%		
Benchmark:	MSCI World TR Index Local		
Last Paid Distribution:			
SERIES	FREQUENCY	AMOUNT	DATE
A	Annually	0.8852	12/24/2021
F	Annually	0.1549	12/22/2023
T8	Monthly	0.0518	10/18/2024
PW	Annually	0.6626	12/24/2021

Fund Codes:

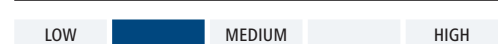
SERIES (C\$)	PREFIX	FE	BE *	LL3 *
A	MFC	8480	8485	8486
F	MFC	8481	—	—
T8	MFC	8484	8488	8490
PW	MFC	8498	—	—

Additional fund series available at
mackenzieinvestments.com/fundcodes

Why Invest in this fund?

- Seeks to provide long-term capital appreciation by investing in a select group of high-quality companies.
- Suitable as a long-term global equity holding with lower-volatility characteristics – protecting on the downside while participating in the upside is the hallmark of the Fund's investment approach.
- Suitable as a long-term global equity holding with lower-volatility characteristics; downside protection strategies in volatile markets is the hallmark of the Fund's investment approach.
- Uses derivatives to hedge exposure to foreign currencies.

Risk Tolerance



* Effective June 1, 2022, the redemption charge purchase option, and the low-load purchase option are no longer available for purchase, including those made through systematic purchase plans such as pre-authorized contribution plans. Switching from securities of a Mackenzie Fund previously purchased under the redemption charge or low-load purchase options to securities of another Mackenzie Fund, under the same purchase option, will continue to be available until such redemption schedules expire.

** The major holdings of the Fund may, but do not necessarily, represent the largest holdings of the Fund. Rather, the major holdings are selected for their overall significance in evaluating the investment portfolio.

† Commissions, trailing commissions, management fees, and expenses all may be associated with mutual fund investments. Please read the prospectus before investing. The indicated rates of return are the historical annual compounded total returns as of October 31, 2024 including changes in unit value and reinvestment of all distributions and do not take into account sales, redemption, distribution, or optional charges or income taxes payable by any securityholder that would have reduced returns. Mutual funds are not guaranteed, their values change frequently and past performance may not be repeated. Standard deviation provides a measure of the variability of returns that have occurred relative to the average return. The higher the standard deviation, the greater is the range of returns that has been experienced. Standard deviation is commonly used as a measure of risk.